





Kids' shoe size guide



Don't guess—measure those toes!

Print instructions.

Print this sheet. (Black & white is fine!)
Make sure Page Scaling is set to "None."
For size accuracy: If a credit card fits to the edges in the space below, you're good!

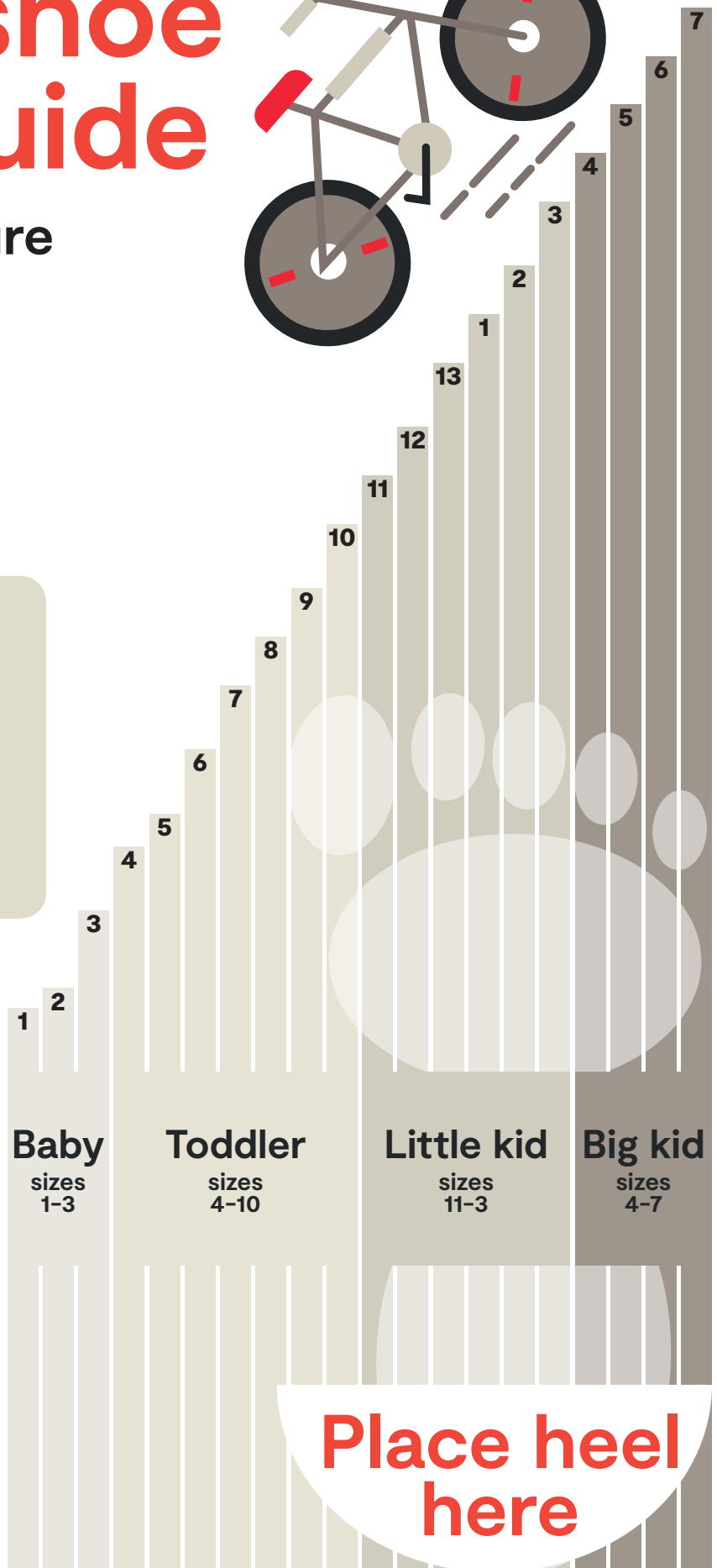


Stand & mark their size.

Have your kiddo stand on this sheet with their heel lined up with the bottom of the "place heel here" area. Mark the end of their longest toe (for some it's not always the big toe!) on the sheet.

Measure right & left feet!

Be sure to measure BOTH feet, as some of us have different-sized feet. Choose shoes for the larger of the two feet if that's the case for your kiddo.



Left Right

Place heel here