

Find Striking Linens to Enliven Any Occasion

An exceptional table linen can transform the look of your room — adding a sense of vibrant color, elegant design, and warmth. The guide below will help you find just the right-sized table runner or French tablecloth so that your table setting looks great, whether you're enjoying a casual meal or entertaining a large group.



What table runner size?

To work out the right table runner dimensions for your dining table, measure the width of your table and divide it by three. For example, if you have a square or rectangular table that is 60 inches wide, your table runner width should be 20 inches. This will leave enough space on either side of the table so that your place settings don't overlap with your runner.

The length of your table runner is up to you. Ideally, it should hang at least six inches over each end of your table, but shouldn't hang further than your tablecloth. For example, if your table is 60 inches long, your table runner should be at least 72 inches long, allowing for six inches at either end of the table.

What tablecloth size?

The shape of your table is important when calculating your tablecloth size, and there are some general rules to follow when you're working it out. A tablecloth that hangs 6 to 10 inches over the edge of your table is ideal for casual dining, while a tablecloth that hangs 30 inches over the edge of your table, brushing the floor, is ideal for formal occasions.

It is worth double checking whether your tablecloth dimensions are recorded in the imperial (feet and inches) or metric (meters and centimeters) system. If you measured your table in inches, make sure to convert those dimensions into whatever units your tablecloth size is measured in.

Sizing a tablecloth for a round table



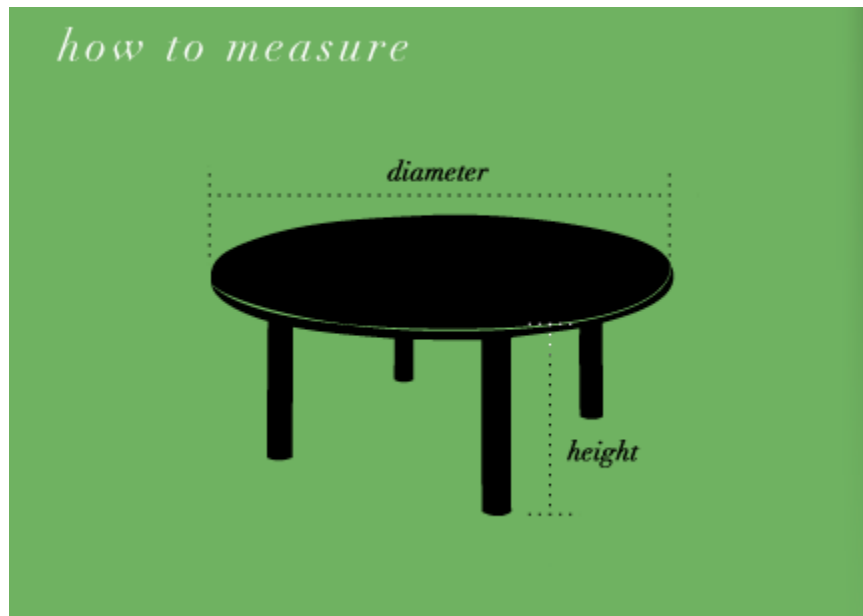
Table runners for round tables

There are two ways to lay a runner on a round table. You can do a single runner, laid straight across the diameter of the table, leaving two sides of the table free for place settings. The second approach is to set out two table runners in an X pattern through the center of the table, with one person sitting at either point on the X and other guests filling in the spaces in between.

Tablecloths for round tables

If you have a round table, you can definitely use a round tablecloth, but it is also completely possible to use a square tablecloth on a round table as long as you get the measurements right.

To ensure you get the right tablecloth size, measure through the center point of your table to get the diameter.



For a round tablecloth on a round table:

- For a round tablecloth for casual dining, simply add 12 inches to get the minimum length of overhang, then add 20 inches to get the maximum length of overhang. Then select a tablecloth with a diameter between those two numbers.
- For a formal round tablecloth, add 60 inches to diameter of the table.

For a square tablecloth on round table:

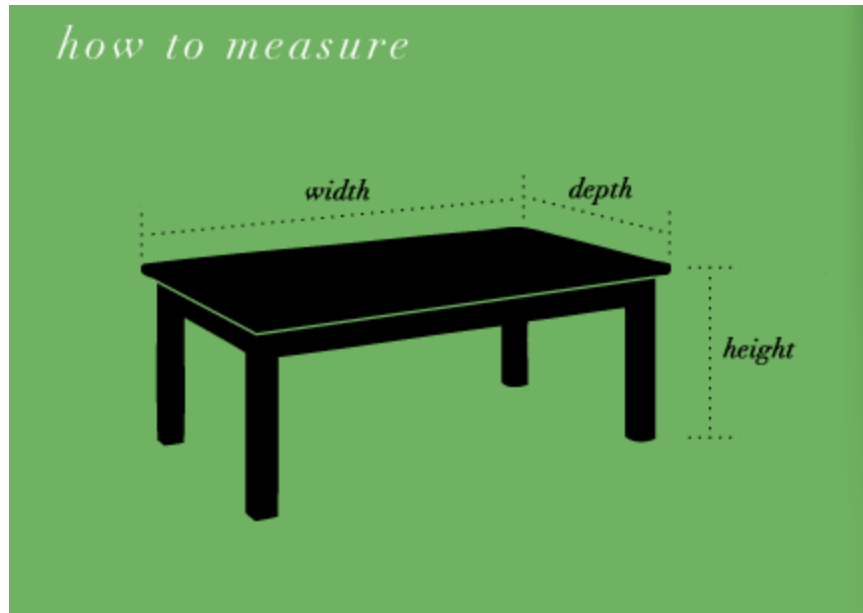
- A square tablecloth for casual dining: buy a tablecloth that has a corner-to-corner diagonal length that is 12 to 20 inches longer than the diameter of the table.
- A square tablecloth for formal dining: buy a tablecloth that has a corner-to-corner diagonal length that is 18 to 30 inches longer than the diameter of the table.

Sizing a tablecloth for a rectangular table



The best option for a rectangular table is an equally proportioned rectangular tablecloth. It may be impossible to get the exact proportions, but that won't be noticeable — your table runner simply has to be 12 inches longer than the length of your table to allow for enough drop at the ends.

To find out the right units for your table, measure the width and length of the table. You will end up with a measurement like 60 x 40 inches. Height can be included in your measurements if the table has an unusual height.



How to work out your rectangular tablecloth size:

- For a casual table setting, take both of your table measurements and add 12 inches to get your minimum tablecloth size, then add 20 inches to get your maximum tablecloth size. Choose a tablecloth that falls between these two measurements.
- For a formal table setting, take both of your table measurements and add 60 inches. This will give you the 30 inches of overhang that the tablecloth will need to touch the floor.

Sizing a tablecloth for a square table



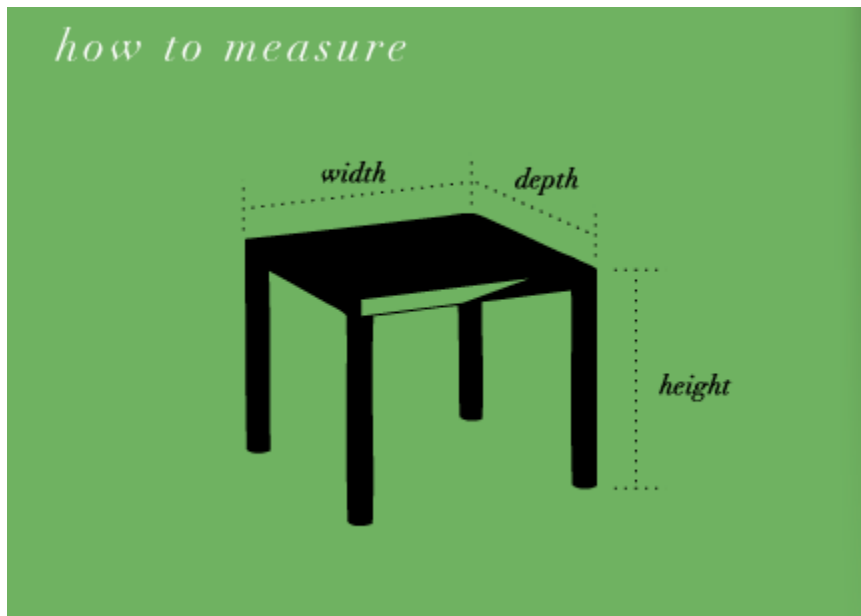
Table runners for square tables

There are two ways to lay a runner on a square table. You can do a single runner, laid straight across the middle of the table, with one person sitting at either end of the runner, and the other guests filling in the spaces in between. The second approach is to have two table runners set out in an X pattern through the center of the table, with one person sitting at either point on the X.

Tablecloths for square tables

A square tablecloth is easily the best option for a square table (since a rectangular cloth would be longer on two sides of the table and shorter on the others, and a round tablecloth wouldn't fit the table properly).

A square table is also the easiest to measure. Find out the length of one side, and the rest will be exactly the same.



How to work out your square tablecloth size:

- For a casual table setting, take your table measurements and add 12 inches to each side to get your minimum tablecloth size, then add 20 inches to get your maximum tablecloth size. Choose a tablecloth that falls between these two measurements.
- For a formal table setting, take your table measurements and add 60 inches. This will give you the 30 inches of overhang that the tablecloth will need to touch the floor.